

Scaled data based on original data using
LM-79-08 Approved Method: Electrical and Photometric Measurements of Solid-
State Lighting Products

Test Report Prepared for
Cooper Lighting Solutions
(formerly Eaton)

Brand: INVUE

Report Number: P152218

Luminaire Tested: **VWM-E03-LED-E1-SL4-8030**

Issue Date: 03/03/2020

Test Information

Test Method: LM-79-08
Report Number: P152218
REPORT IS SCALED FROM IESNA LM-79-08 TEST DATA (P33680)
Test Lab: INNOVATION CENTER-P3
Issue Date: 03/03/2020
Manufacturer: COOPER LIGHTING SOLUTIONS (FORMERLY EATON)
Product Line: INVUE
Catalog Number: VWM-E03-LED-E1-SL4-8030
Description: VISION WALL MEDIUM LED LUMINAIRE
(3) LIGHTBARS WITH AccuLED OPTICS - TYPE 4 W/ SPILL LIGHT CONTROL
Light Source: (63) 3000K CCT, 80 CRI LEDs
Ballast/Driver: -

Summary

Lumens per Lamp: N/A
Luminaire Lumens: 7479.7 lumens
Efficiency: N/A
Efficacy: 99.5 lumens/watt
Luminous Opening: Rectangular (W 0.5' x L: 1' x H: 0')
IES Classification: Type IV - Short - Full Cutoff
BUG Rating: B1 - U0 - G2

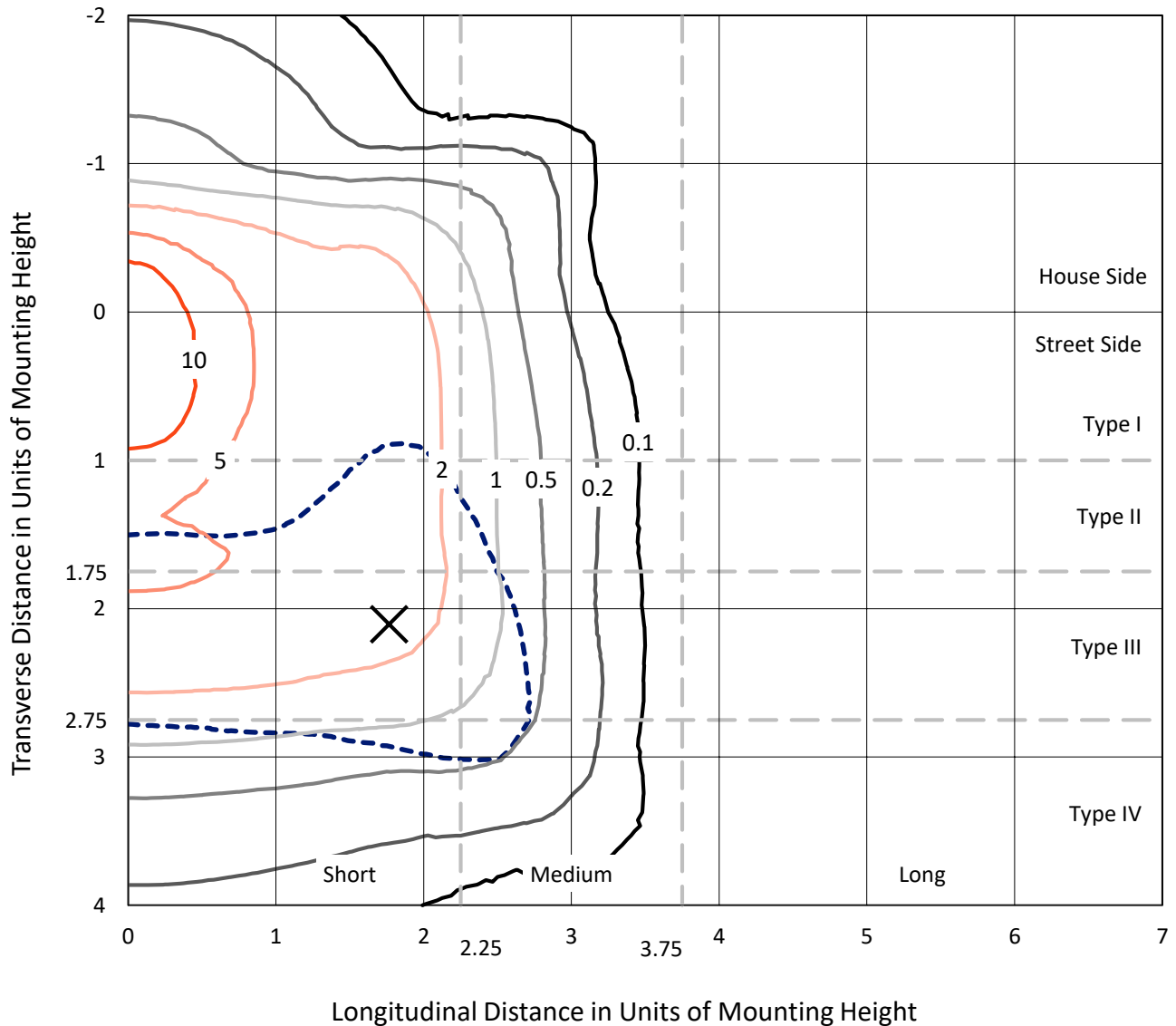
Input Watts (W): 75.2
Input Voltage (V): NR
Input Current (Ain): NR
Voltage Rise (V): NR
Power Factor: NR
Total Harmonic Distortion (THDi): NR
Frequency (hertz): 60
Stabilization Time: NR
Operation Time: NR
Ambient Temperature (°C): NR
Test Distance: 25 FT



REPORT NUMBER: P152218
 CATALOG NUMBER: VWM-E03-LED-E1-SL4-8030

Iso-Footcandle Lines of Horizontal Illumination

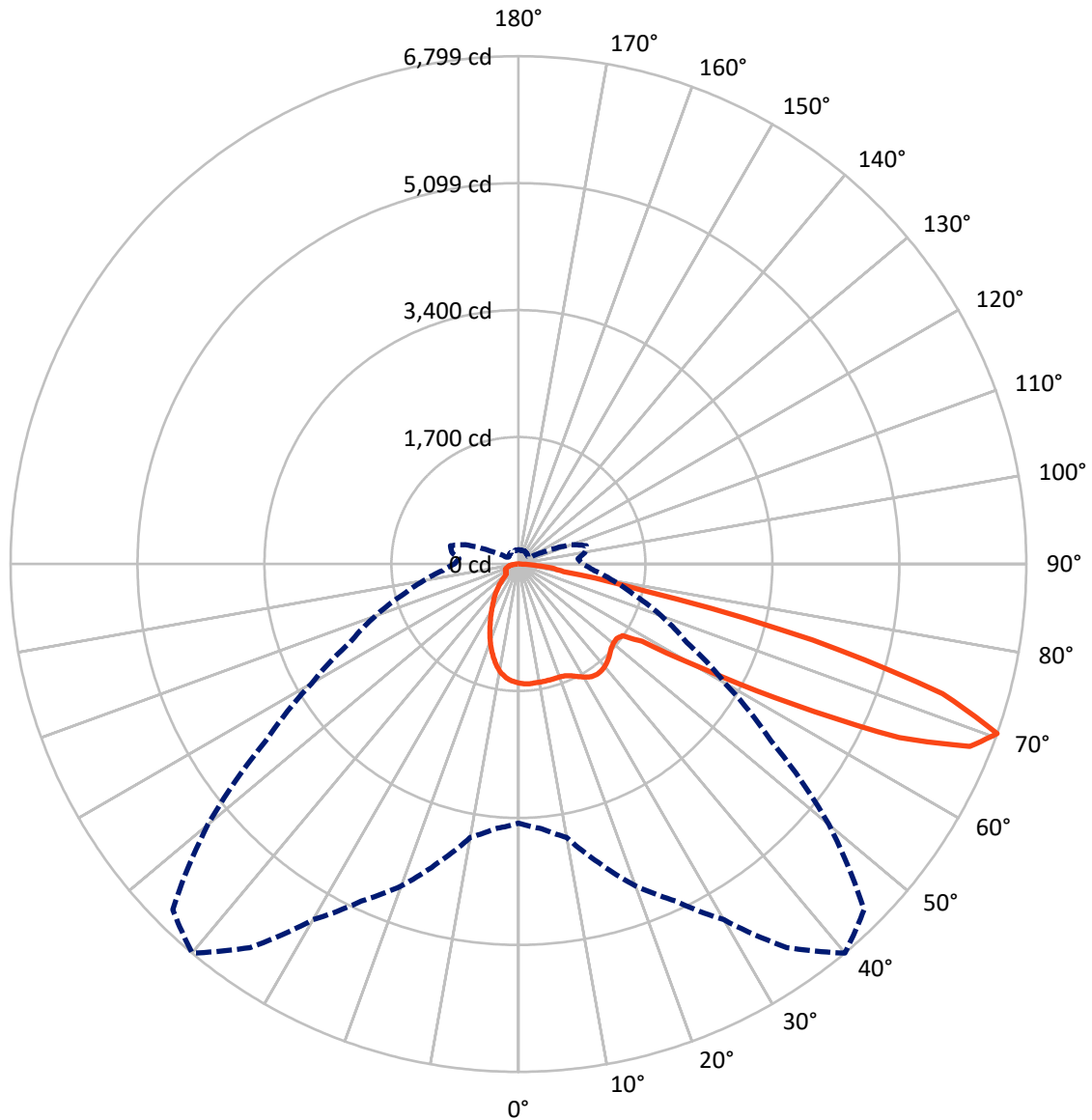
✕ Max cd
 - - - 1/2 Max cd



Based on 10 foot mounting height. Maximum calculated value = 16 fc
 Type IV - Short - Full Cutoff

REPORT NUMBER: P152218
CATALOG NUMBER: VWM-E03-LED-E1-SL4-8030

Luminous Intensity Polar Plot



— Vertical Plane Through 40-Deg Lateral - - - Horizontal Cone Through 70-Deg Vertical

REPORT NUMBER: P152218

CATALOG NUMBER: VWM-E03-LED-E1-SL4-8030

FLUX DISTRIBUTION:

		Downward	Upward	Total
House Side	Lumens	1552.7	0.0	1552.7
	% Fixture	20.8	0.0	20.8
Street Side	Lumens	5927.0	0.0	5927.0
	% Fixture	79.2	0.0	79.2
Total	Lumens	7479.7	0.0	7479.7
	% Fixture	100.0	0.0	100.0

ZONAL LUMENS:

Zone	Lumens	% Fixture
0°-10°	149.1	2.0
10°-20°	408.2	5.5
20°-30°	604.2	8.1
30°-40°	763.6	10.2
40°-50°	863.6	11.5
50°-60°	1228.9	16.4
60°-70°	2288.7	30.6
70°-80°	1048.9	14.0
80°-90°	124.5	1.7
90°-100°	0.0	0.0
100°-110°	0.0	0.0
110°-120°	0.0	0.0
120°-130°	0.0	0.0
130°-140°	0.0	0.0
140°-150°	0.0	0.0
150°-160°	0.0	0.0
160°-170°	0.0	0.0
170°-180°	0.0	0.0
0°-90°	7479.7	100.0
0°-180°	7479.7	100.0

Coefficient of Utilization



REPORT NUMBER: P152218

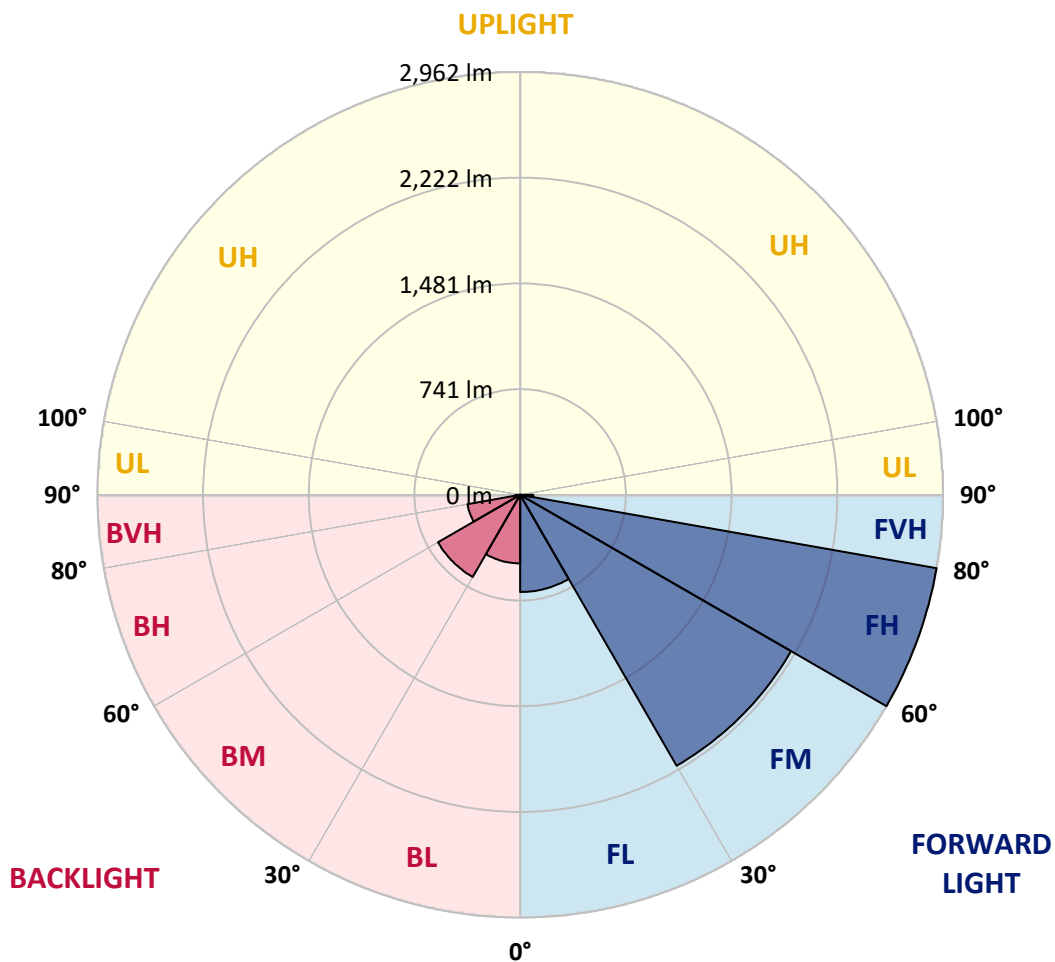
CATALOG NUMBER: VWM-E03-LED-E1-SL4-8030

LUMINAIRE CLASSIFICATION SYSTEM LUMEN TABLE AND BUG RATING:

Zone		Lumens	% Fixture	Zone Rating/Lumen Limit		
				B	U	G
FL	(0°-30°)	681.1	9.1			
FM	(30°-60°)	2191.3	29.3			
FH	(60°-80°)	2962.3	39.6			G2/5000
FVH	(80°-90°)	92.4	1.2			G1/100
BL	(0°-30°)	480.4	6.4	B1/500		
BM	(30°-60°)	664.8	8.9	B1/1000		
BH	(60°-80°)	375.4	5.0	B1/500		G1/500
BVH	(80°-90°)	32.1	0.4			G1/100
UL	(90°-100°)	0.0	0.0		U0/0	
UH	(100°-180°)	0.0	0.0		U0/0	

BUG Rating: B1-U0-G2

Type IV Short





REPORT NUMBER: P152218

CATALOG NUMBER: VWM-E03-LED-E1-SL4-8030

CANDELA DISTRIBUTION (FULL):

	0°	5°	10°	15°	20°	25°	30°	35°	40°	45°	50°
0°	1596.0	1596.0	1596.0	1596.0	1596.0	1596.0	1596.0	1596.0	1596.0	1596.0	1596.0
2.5°	1620.5	1624.7	1619.6	1618.8	1618.8	1617.9	1612.9	1612.0	1605.3	1606.1	1607.8
5°	1632.3	1634.0	1630.6	1629.7	1628.1	1624.7	1620.5	1615.4	1610.3	1605.3	1601.1
7.5°	1644.1	1642.4	1639.9	1639.9	1637.3	1632.3	1623.8	1617.1	1606.1	1600.2	1592.6
10°	1661.0	1658.4	1655.1	1653.4	1649.2	1641.6	1629.7	1620.5	1607.0	1595.1	1582.5
12.5°	1677.0	1676.2	1671.1	1668.6	1661.8	1654.2	1639.9	1625.5	1607.8	1589.2	1572.4
15°	1705.7	1702.3	1697.3	1692.2	1681.2	1671.1	1649.2	1632.3	1607.0	1582.5	1556.3
17.5°	1755.5	1749.6	1744.5	1733.6	1720.1	1702.3	1670.3	1641.6	1607.0	1571.5	1542.0
20°	1846.7	1834.0	1827.2	1812.9	1789.3	1757.2	1707.4	1661.0	1609.5	1563.9	1524.2
22.5°	1949.6	1941.2	1931.9	1922.6	1885.5	1839.1	1771.5	1702.3	1624.7	1560.5	1509.9
25°	2065.2	2054.3	2049.2	2033.2	1998.6	1945.4	1853.4	1757.2	1659.3	1574.0	1509.9
27.5°	2168.2	2164.8	2164.0	2145.4	2112.5	2050.1	1941.2	1825.6	1706.5	1601.9	1522.6
30°	2261.9	2258.5	2256.8	2246.7	2208.7	2134.5	2016.3	1886.3	1758.0	1640.7	1546.2
32.5°	2361.5	2350.5	2345.5	2326.0	2283.0	2196.1	2061.0	1926.0	1798.5	1678.7	1572.4
35°	2442.5	2433.2	2423.1	2395.2	2334.5	2231.5	2080.4	1939.5	1814.6	1699.8	1585.9
37.5°	2501.6	2492.3	2478.0	2442.5	2367.4	2243.3	2079.6	1935.3	1808.7	1696.4	1588.4
40°	2527.8	2518.5	2503.3	2458.5	2373.3	2236.6	2063.6	1915.9	1790.9	1678.7	1578.3
42.5°	2517.6	2510.9	2491.5	2448.4	2354.7	2206.2	2031.5	1879.6	1757.2	1650.0	1555.5
45°	2478.8	2473.7	2455.2	2409.6	2312.5	2157.2	1984.2	1834.0	1716.7	1614.6	1525.1
47.5°	2420.6	2418.9	2400.3	2355.6	2259.4	2108.3	1935.3	1789.3	1676.2	1580.0	1499.8
50°	2356.4	2348.0	2338.7	2297.3	2209.6	2066.1	1899.8	1761.4	1653.4	1567.3	1488.8
52.5°	2315.9	2313.4	2304.9	2267.8	2183.4	2041.6	1883.8	1751.3	1651.7	1564.8	1482.9
55°	2675.5	2681.4	2603.7	2442.5	2300.7	2109.1	1931.9	1802.8	1693.0	1605.3	1545.3
57.5°	3957.5	3931.3	3798.0	3478.1	3116.9	2640.0	2296.5	2088.0	1952.2	1967.3	1997.7
60°	4610.7	4605.7	4581.2	4457.1	4216.6	3853.7	3451.1	2989.4	2842.6	2858.6	2870.4
62.5°	4902.7	4910.3	4928.9	4882.5	4819.2	4713.7	4512.8	4327.1	4130.5	4057.1	3860.4
65°	5037.8	5051.3	5093.5	5119.6	5144.1	5162.7	5242.0	5459.8	5603.3	5334.9	4710.3
67.5°	4758.4	4823.4	4962.7	5098.5	5220.1	5393.1	5661.5	6167.0	6519.0	6189.0	5283.4
70°	3468.8	3557.4	3716.9	4137.2	4586.2	4978.7	5498.6	6268.3	6799.2	6544.3	5425.2
72.5°	2175.0	2199.4	2270.3	2424.8	2758.2	3262.0	4171.0	5325.6	5938.3	5734.9	4585.4
75°	1379.9	1388.4	1385.8	1421.3	1477.8	1587.5	1947.1	3145.6	4068.0	3750.7	2555.6
77.5°	822.0	834.7	839.8	850.7	877.8	916.6	946.1	1070.2	1705.7	1655.9	927.5
80°	688.7	698.8	690.4	687.9	671.0	659.2	673.5	659.2	611.9	589.1	542.7
82.5°	364.6	363.8	361.2	385.7	435.5	474.3	503.9	497.1	449.8	383.2	324.9
85°	200.0	206.8	206.8	215.2	207.6	208.5	215.2	227.0	210.2	175.6	143.5
87.5°	16.9	26.2	21.1	26.2	35.4	25.3	24.5	24.5	21.1	15.2	13.5
90°	0.0	0.0	0.0	0.0	0.0	0.0	0.0	0.0	0.0	0.0	0.0



REPORT NUMBER: P152218

CATALOG NUMBER: VWM-E03-LED-E1-SL4-8030

CANDELA DISTRIBUTION (continued):

	55°	60°	65°	70°	75°	80°	85°	90°	95°	100°	105°
0°	1596.0	1596.0	1596.0	1596.0	1596.0	1596.0	1596.0	1596.0	1596.0	1596.0	1596.0
2.5°	1603.6	1601.9	1598.5	1596.0	1596.0	1591.8	1589.2	1587.5	1586.7	1583.3	1583.3
5°	1598.5	1592.6	1586.7	1582.5	1580.0	1575.7	1569.0	1565.6	1561.4	1558.0	1556.3
7.5°	1587.5	1576.6	1567.3	1560.5	1552.1	1545.3	1536.9	1529.3	1521.7	1518.3	1516.7
10°	1570.7	1556.3	1542.0	1529.3	1517.5	1505.7	1494.7	1483.7	1474.5	1467.7	1460.9
12.5°	1554.6	1532.7	1514.1	1495.6	1477.0	1462.6	1447.4	1431.4	1417.9	1405.2	1401.9
15°	1532.7	1507.4	1483.7	1460.9	1438.2	1414.5	1396.0	1378.2	1356.3	1341.9	1331.0
17.5°	1512.4	1482.0	1453.4	1426.3	1398.5	1374.0	1346.2	1322.5	1300.6	1278.6	1262.6
20°	1490.5	1457.6	1427.2	1396.8	1366.4	1335.2	1303.1	1272.7	1245.7	1219.6	1193.4
22.5°	1471.1	1437.3	1407.8	1374.9	1341.1	1305.7	1268.5	1230.5	1199.3	1165.6	1135.2
25°	1459.3	1422.1	1391.7	1359.7	1322.5	1283.7	1241.5	1196.8	1158.8	1120.0	1083.7
27.5°	1459.3	1411.2	1379.9	1347.9	1309.9	1268.5	1222.1	1173.1	1130.1	1087.1	1042.3
30°	1471.9	1412.8	1370.6	1336.9	1298.1	1253.3	1201.8	1150.4	1103.1	1052.5	1009.4
32.5°	1483.7	1416.2	1363.9	1320.8	1276.1	1232.2	1179.9	1125.0	1072.7	1024.6	979.0
35°	1491.3	1416.2	1351.2	1296.4	1245.7	1202.7	1151.2	1096.3	1043.2	995.9	953.7
37.5°	1492.2	1409.5	1331.0	1268.5	1215.3	1170.6	1121.7	1070.2	1019.5	975.7	940.2
40°	1483.7	1396.0	1310.7	1239.0	1183.3	1137.7	1093.0	1046.5	1001.0	964.7	934.3
42.5°	1468.5	1381.6	1291.3	1215.3	1157.1	1109.8	1068.5	1028.8	989.2	957.9	932.6
45°	1445.8	1362.2	1273.6	1201.0	1143.6	1093.8	1053.3	1020.4	986.6	960.5	935.1
47.5°	1425.5	1355.4	1279.5	1210.3	1150.4	1098.9	1057.5	1029.7	1003.5	985.8	951.2
50°	1421.3	1352.1	1282.0	1217.9	1157.1	1104.8	1068.5	1054.1	1046.5	1035.6	982.4
52.5°	1409.5	1351.2	1300.6	1265.1	1226.3	1201.8	1163.9	1177.4	1168.9	1130.1	1033.9
55°	1533.5	1550.4	1597.7	1665.2	1727.6	1742.0	1737.8	1721.7	1636.5	1407.8	1158.0
57.5°	2108.3	2203.7	2293.1	2332.8	2327.7	2283.0	2250.9	2185.9	2062.7	1784.2	1402.7
60°	2906.7	2921.9	2874.6	2804.6	2686.4	2587.7	2482.2	2360.6	2181.7	1909.1	1552.9
62.5°	3641.8	3437.6	3227.4	3029.9	2850.2	2693.2	2546.3	2376.7	2143.7	1859.3	1533.5
65°	4160.9	3728.8	3397.1	3113.5	2859.4	2640.0	2456.9	2236.6	1974.1	1717.5	1421.3
67.5°	4428.4	3765.9	3257.0	2862.0	2501.6	2197.8	1953.8	1739.5	1544.5	1432.3	1244.0
70°	4129.6	3196.2	2487.2	2040.8	1609.5	1290.5	1019.5	855.8	799.3	905.6	941.9
72.5°	3077.2	2080.4	1479.5	1144.5	876.9	698.8	535.9	421.2	342.7	359.5	466.7
75°	1455.0	898.0	634.7	482.8	384.0	318.2	259.9	238.0	199.2	165.4	155.3
77.5°	566.3	412.7	341.0	249.8	177.2	142.6	121.5	117.3	119.8	116.5	114.8
80°	431.3	292.0	183.1	134.2	115.6	102.1	90.3	86.9	88.6	92.8	97.1
82.5°	240.5	150.2	111.4	97.1	86.9	74.3	67.5	62.5	63.3	68.4	77.6
85°	92.8	72.6	66.7	64.1	59.9	48.1	41.4	42.2	48.1	57.4	57.4
87.5°	10.1	10.1	13.5	10.1	10.1	10.1	9.3	11.0	11.8	15.2	17.7
90°	0.0	0.0	0.0	0.0	0.0	0.0	0.0	0.0	0.0	0.0	0.0



REPORT NUMBER: P152218

CATALOG NUMBER: VWM-E03-LED-E1-SL4-8030

CANDELA DISTRIBUTION (continued):

	110°	115°	120°	125°	130°	135°	140°	145°	150°	155°	160°
0°	1596.0	1596.0	1596.0	1596.0	1596.0	1596.0	1596.0	1596.0	1596.0	1596.0	1596.0
2.5°	1581.6	1581.6	1581.6	1580.0	1580.8	1577.4	1577.4	1574.9	1579.1	1576.6	1575.7
5°	1557.2	1556.3	1552.9	1552.9	1552.9	1552.9	1555.5	1548.7	1553.8	1553.8	1551.3
7.5°	1515.8	1515.8	1506.5	1511.6	1509.9	1512.4	1515.8	1512.4	1517.5	1520.9	1518.3
10°	1458.4	1458.4	1450.8	1456.7	1454.2	1460.1	1466.0	1462.6	1466.0	1471.1	1472.8
12.5°	1395.1	1391.7	1385.0	1387.5	1387.5	1390.9	1393.4	1397.6	1401.9	1408.6	1412.0
15°	1321.7	1316.6	1308.2	1308.2	1303.1	1304.8	1309.9	1311.6	1320.0	1329.3	1340.3
17.5°	1246.6	1233.9	1224.6	1213.7	1205.2	1212.0	1217.9	1222.1	1228.9	1243.2	1250.8
20°	1175.7	1150.4	1132.6	1118.3	1109.0	1113.2	1120.8	1125.9	1131.8	1135.2	1137.7
22.5°	1105.6	1076.9	1052.5	1034.7	1019.5	1023.8	1020.4	1017.9	1022.1	1011.1	1010.3
25°	1044.9	1011.1	978.2	957.1	938.5	932.6	914.9	910.7	898.9	889.6	882.8
27.5°	1001.0	957.1	920.8	896.3	866.8	844.8	822.0	799.3	786.6	771.4	763.8
30°	966.4	920.0	876.9	835.6	796.7	763.0	732.6	703.0	682.8	660.8	646.5
32.5°	934.3	891.3	838.9	782.4	730.1	692.1	652.4	618.6	586.6	557.9	536.8
35°	912.4	864.2	797.6	728.4	669.3	624.6	582.4	534.2	495.4	458.3	435.5
37.5°	900.5	841.5	759.6	682.8	617.0	566.3	514.0	458.3	411.0	376.4	341.8
40°	891.3	818.7	725.8	642.3	573.1	512.3	451.5	385.7	333.4	297.1	270.1
42.5°	881.1	793.4	696.3	610.2	533.4	462.5	389.1	319.0	269.2	243.9	232.1
45°	870.2	771.4	668.4	579.8	494.6	408.5	324.1	259.1	229.6	221.1	221.1
47.5°	867.6	757.1	648.2	550.3	450.7	346.0	264.2	223.7	215.2	216.9	220.3
50°	877.8	752.8	630.5	515.7	392.5	280.2	223.7	210.2	211.8	216.9	222.0
52.5°	902.2	756.2	611.9	467.6	323.2	231.3	206.8	205.9	211.0	218.6	223.7
55°	943.6	756.2	576.4	395.8	258.3	207.6	200.9	204.2	211.0	217.7	222.0
57.5°	1032.2	748.6	514.0	316.5	216.1	199.2	199.2	203.4	209.3	216.1	219.4
60°	1137.7	738.5	426.2	244.8	195.0	192.4	198.3	203.4	208.5	214.4	217.7
62.5°	1144.5	712.3	337.6	202.6	184.0	188.2	197.5	204.2	205.9	210.2	214.4
65°	1051.6	621.2	268.4	181.5	178.9	185.7	195.0	200.0	200.9	202.6	206.8
67.5°	920.8	506.4	216.9	171.3	173.9	181.5	186.5	190.7	193.3	197.5	198.3
70°	756.2	406.8	185.7	161.2	163.7	172.2	176.4	180.6	185.7	190.7	188.2
72.5°	535.9	316.5	162.9	150.2	153.6	161.2	166.3	169.6	173.9	178.9	175.6
75°	227.9	221.1	140.9	135.9	140.9	146.0	151.1	156.1	160.4	162.9	162.9
77.5°	116.5	130.0	121.5	121.5	124.9	130.0	134.2	139.3	141.8	144.3	147.7
80°	98.7	100.4	102.1	105.5	108.9	113.9	118.2	122.4	123.2	124.1	125.8
82.5°	81.9	85.2	86.9	92.0	94.5	96.2	98.7	98.7	100.4	100.4	97.9
85°	59.1	63.3	65.8	66.7	65.8	66.7	67.5	69.2	73.4	73.4	70.1
87.5°	16.9	16.0	20.3	21.1	22.8	26.2	29.5	35.4	37.1	38.8	38.8
90°	0.0	0.0	0.0	0.0	0.0	0.0	0.0	0.0	0.0	0.0	0.0



REPORT NUMBER: P152218

CATALOG NUMBER: VWM-E03-LED-E1-SL4-8030

CANDELA DISTRIBUTION (continued):

	165°	170°	175°	180°
0°	1596.0	1596.0	1596.0	1596.0
2.5°	1574.9	1576.6	1573.2	1574.0
5°	1551.3	1554.6	1550.4	1555.5
7.5°	1520.9	1525.9	1525.1	1524.2
10°	1477.0	1483.7	1483.7	1486.3
12.5°	1421.3	1425.5	1428.9	1430.6
15°	1346.2	1353.8	1358.0	1358.0
17.5°	1255.9	1260.9	1263.5	1260.1
20°	1141.1	1139.4	1140.2	1131.8
22.5°	1008.6	1011.1	1003.5	1005.2
25°	878.6	874.4	877.8	872.7
27.5°	752.8	753.7	744.4	748.6
30°	633.0	628.8	617.0	622.9
32.5°	517.4	506.4	493.7	486.1
35°	408.5	391.6	385.7	383.2
37.5°	320.7	302.1	296.2	289.5
40°	254.9	248.1	245.6	247.3
42.5°	228.7	228.7	230.4	231.3
45°	222.0	224.5	227.0	227.9
47.5°	222.8	225.3	228.7	229.6
50°	224.5	227.0	229.6	230.4
52.5°	225.3	225.3	227.0	227.9
55°	223.7	222.8	223.7	224.5
57.5°	220.3	218.6	219.4	222.0
60°	218.6	216.1	217.7	219.4
62.5°	214.4	213.5	215.2	216.1
65°	205.1	205.9	208.5	208.5
67.5°	196.6	197.5	198.3	199.2
70°	186.5	187.4	189.1	189.9
72.5°	174.7	178.1	180.6	184.0
75°	165.4	168.8	173.9	177.2
77.5°	149.4	151.9	157.8	162.0
80°	126.6	125.8	126.6	129.1
82.5°	97.1	97.1	96.2	95.4
85°	68.4	67.5	65.0	65.0
87.5°	37.1	36.3	35.4	33.8
90°	0.0	0.0	0.0	0.0

(END OF REPORT)